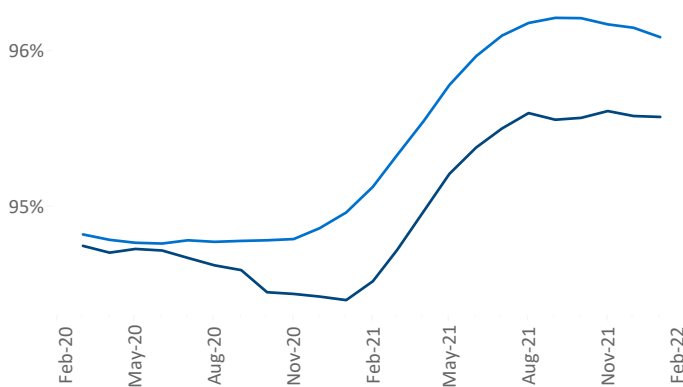
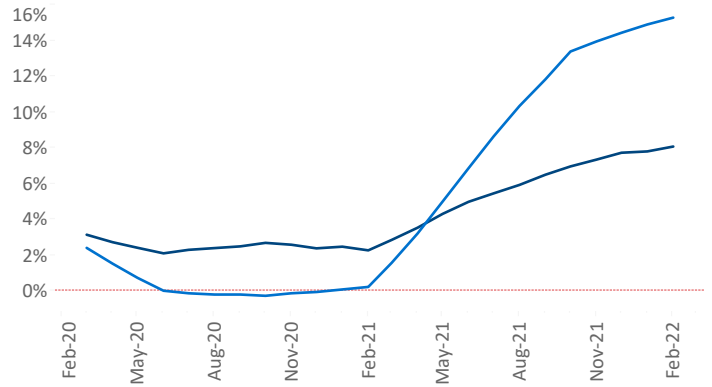


■ Kansas City ■ National

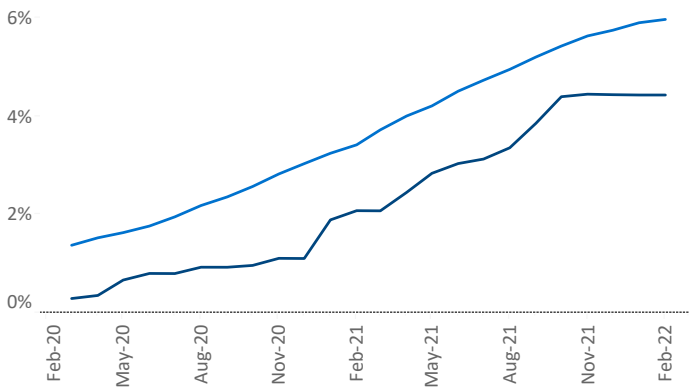
Occupancy



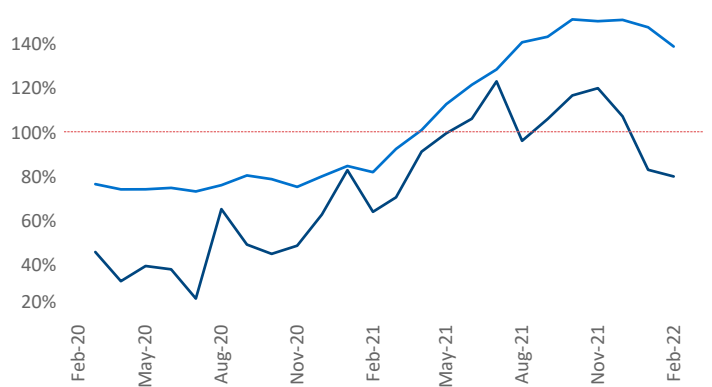
Rent Growth YoY



Units Under Construction as % of Stock



Absorbed Completions T12



Contacts

Kansas City
February 2022

Jeff Adler
Vice President
Jeff.Adler@yardi.com

Liliana Malai
Senior PPC Specialist
Liliana.Malai@yardi.com

Kansas City is the **32nd** largest multifamily market with **167,816** completed units and **44,576** units in development, **7,426** of which have already broken ground.

New lease asking **rents** are at **\$1,124**, up **8.0%** ▲ from the previous year placing Kansas City at **107th** overall in year-over-year rent growth.

Multifamily housing **demand** has been rising with **6,254** ▲ net units absorbed over the past 12 months. This is up **2,216** ▲ units from the previous year's gain of **4,038** ▲ absorbed units.

Employment in Kansas City has grown by **2.9%** ▲ over the past 12 months, while hourly wages have risen by **6.7%** ▲ YoY to **\$28.07** according to the *Bureau of Labor Statistics*.