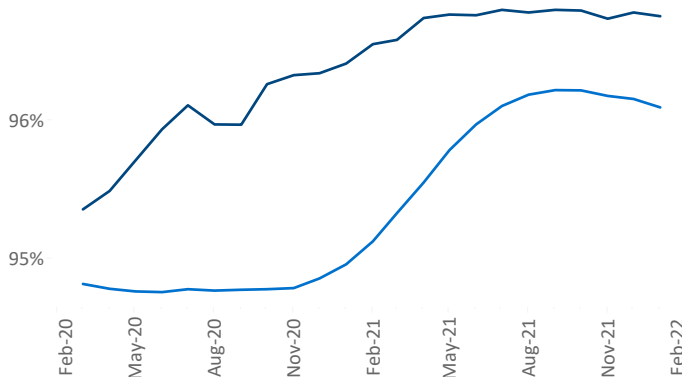


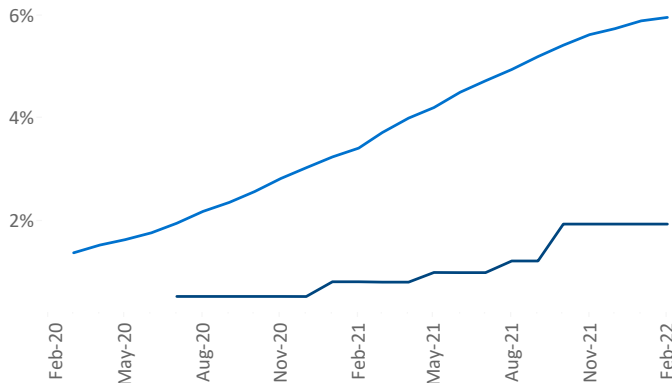
■ Chattanooga

■ National

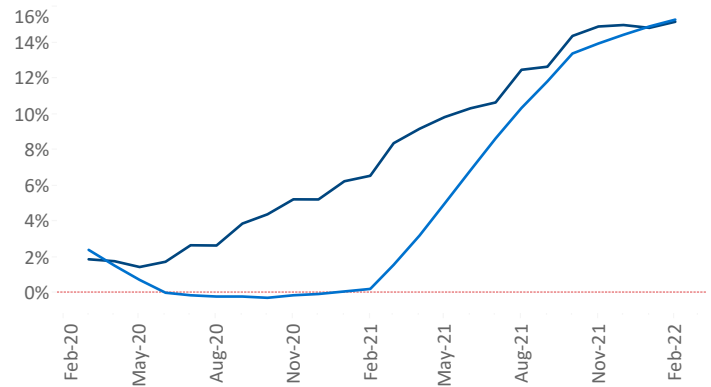
Occupancy



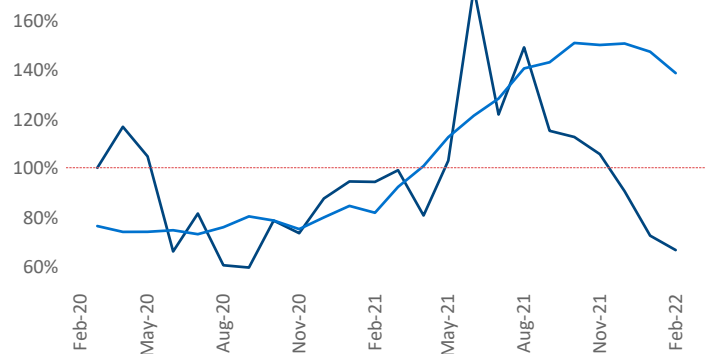
Units Under Construction as % of Stock



Rent Growth YoY



Absorbed Completions T12



Contacts

Chattanooga
February 2022

Jeff Adler
Vice President
Jeff.Adler@yardi.com

Liliana Malai
Senior PPC Specialist
Liliana.Malai@yardi.com

Chattanooga is the **99th** largest multifamily market with **31,874** completed units and **6,228** units in development, **617** of which have already broken ground.

New lease asking **rents** are at **\$1,199**, up **15.1%** ▲ from the previous year placing Chattanooga at **38th** overall in year-over-year rent growth.

Multifamily housing **demand** has been rising with **718** ▲ net units absorbed over the past 12 months. This is down **-321** ▼ units from the previous year's gain of **1,039** ▲ absorbed units.

Employment in Chattanooga has grown by **2.4%** ▲ over the past 12 months, while hourly wages have risen by **11.7%** ▲ YoY to **\$24.69** according to the *Bureau of Labor Statistics*.