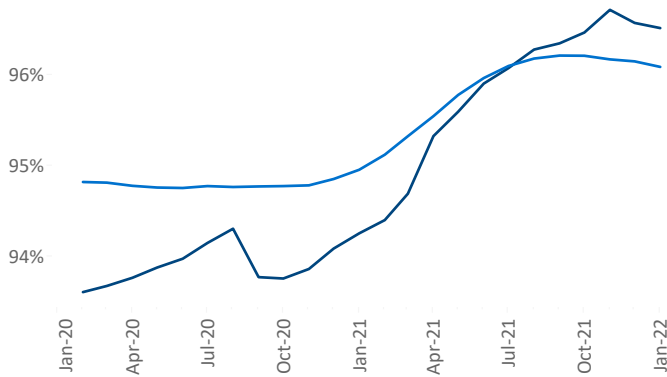
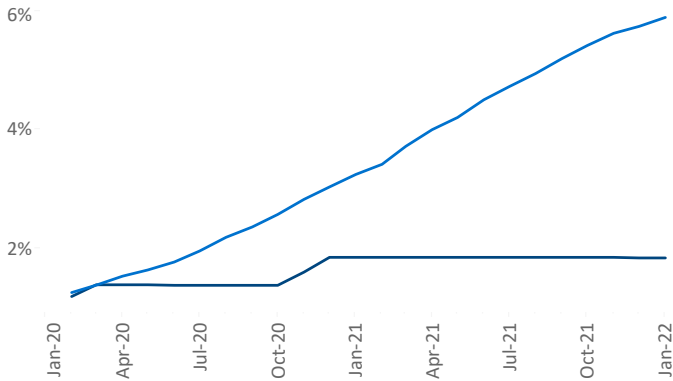


■ South Bend      ■ National

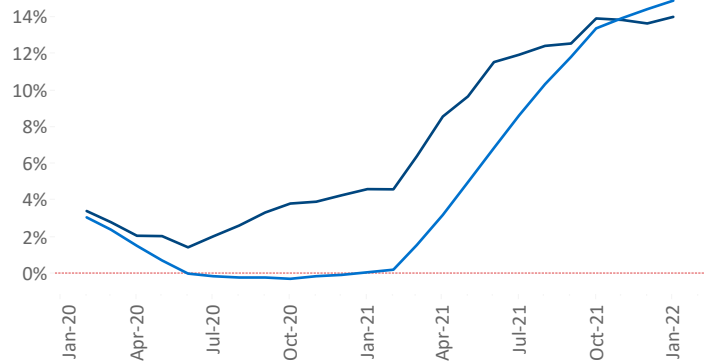
**Occupancy**



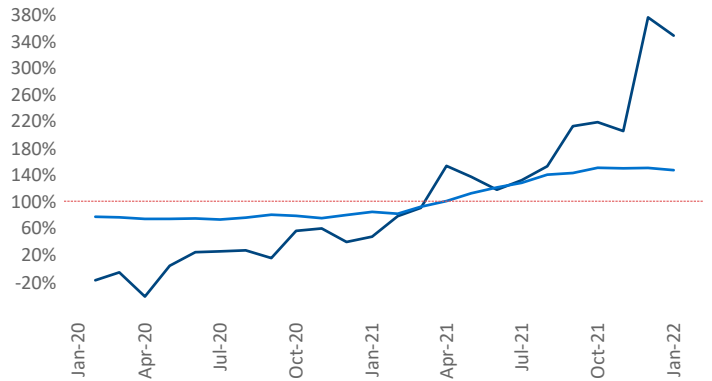
**Units Under Construction as % of Stock**



**Rent Growth YoY**



**Absorbed Completions T12**



**Contacts**

**South Bend**  
**January 2022**

Jeff Adler  
 Vice President  
[Jeff.Adler@yardi.com](mailto:Jeff.Adler@yardi.com)

Liliana Malai  
 Senior PPC Specialist  
[Liliana.Malai@yardi.com](mailto:Liliana.Malai@yardi.com)

**South Bend** is the **97th** largest multifamily market with **32,318** completed units and **2,740** units in development, **593** of which have already broken ground.

New lease asking **rents** are at **\$1,008**, up **14%▲** from the previous year placing South Bend at **44th** overall in year-over-year rent growth.

Multifamily housing **demand** has been rising with **1,069▲** net units absorbed over the past 12 months. This is up **550▲** units from the previous year's gain of **519▲** absorbed units.

**Employment** in South Bend has grown by **4.4%▲** over the past 12 months, while hourly wages have risen by **12.2%▲** YoY to **\$27.76** according to the *Bureau of Labor Statistics*.