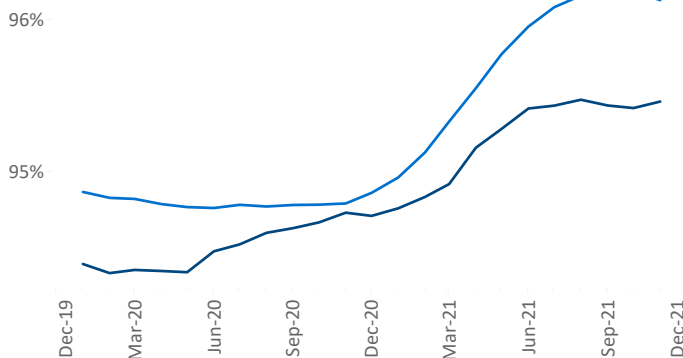


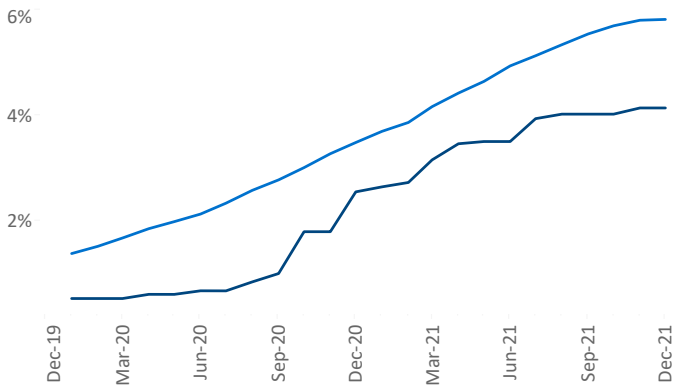
■ St Louis

■ National

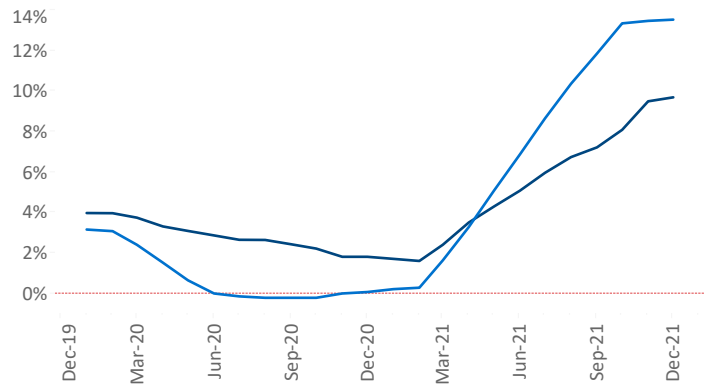
Occupancy



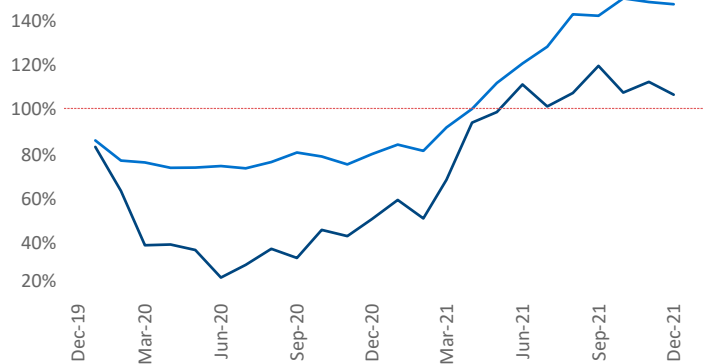
Units Under Construction as % of Stock



Rent Growth YoY



Absorbed Completions T12



## St Louis December 2021

### Contact

Liliana Malai  
Senior PPC Specialist  
[Liliana.Malai@yardi.com](mailto:Liliana.Malai@yardi.com)

**St Louis** is the **40th** largest multifamily market with **127,929** completed units and **18,559** units in development, **5,299** of which have already broken ground.

New lease asking **rents** are at **\$1,109**, up **9.6% ▲** from the previous year placing St Louis at **77th** overall in year-over-year rent growth.

Multifamily housing **demand** has been rising with **2,571 ▲** net units absorbed over the past 12 months. This is up **914 ▲** units from the previous year's gain of **1,657 ▲** absorbed units.

**Employment** in St Louis has grown by **2.4% ▲** over the past 12 months, while hourly wages have risen by **10.3% ▲** YoY to **\$32.98** according to the *Bureau of Labor Statistics*.