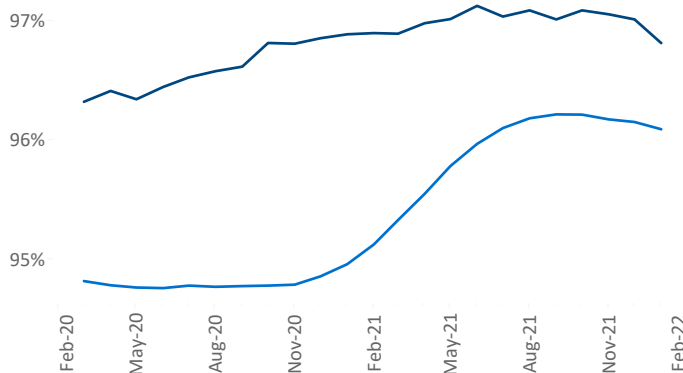


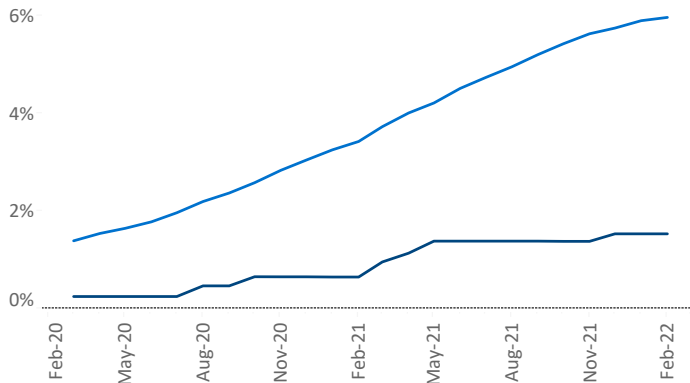
■ Syracuse

■ National

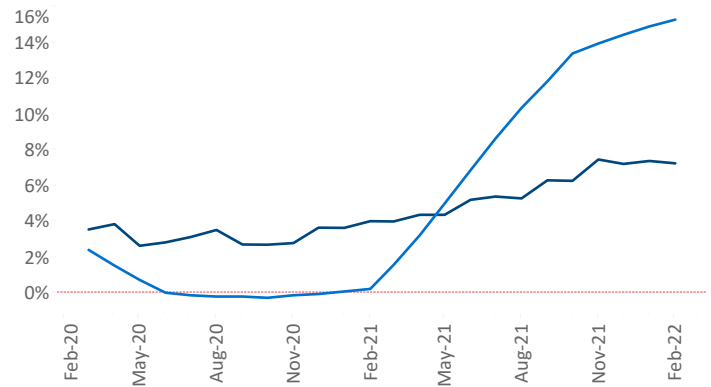
Occupancy



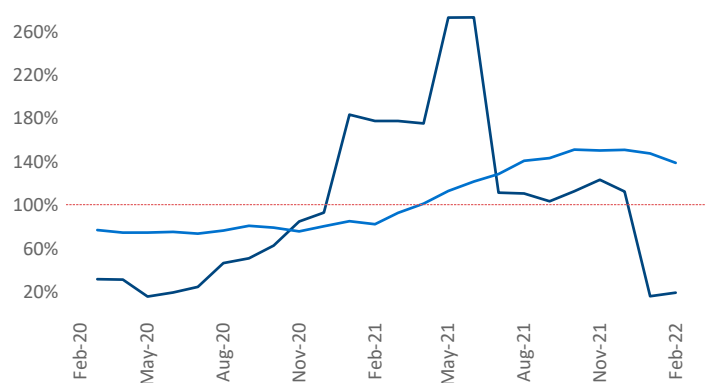
Units Under Construction as % of Stock



Rent Growth YoY



Absorbed Completions T12



Contacts

Syracuse

February 2022

Jeff Adler
Vice President
Jeff.Adler@yardi.com

Liliana Malai
Senior PPC Specialist
Liliana.Malai@yardi.com

Syracuse is the **96th** largest multifamily market with **32,436** completed units and **5,547** units in development, **493** of which have already broken ground.

New lease asking **rents** are at **\$1,169**, up **7.2% ▲** from the previous year placing Syracuse at **110th** overall in year-over-year rent growth.

Multifamily housing **demand** has been rising with **56 ▲** net units absorbed over the past 12 months. This is down **-430 ▼** units from the previous year's gain of **486 ▲** absorbed units.

Employment in Syracuse has grown by **3.1% ▲** over the past 12 months, while hourly wages have risen by **2.6% ▲** YoY to **\$29.24** according to the *Bureau of Labor Statistics*.