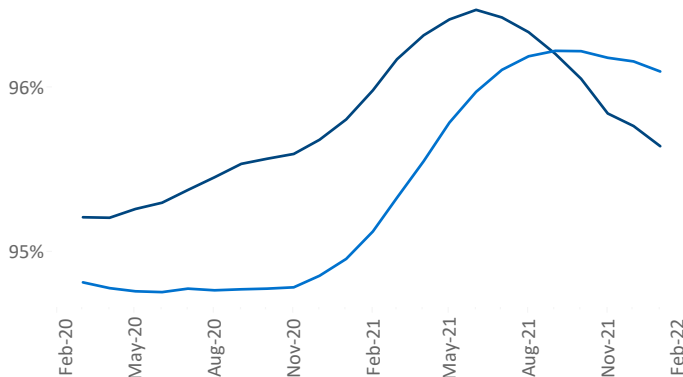


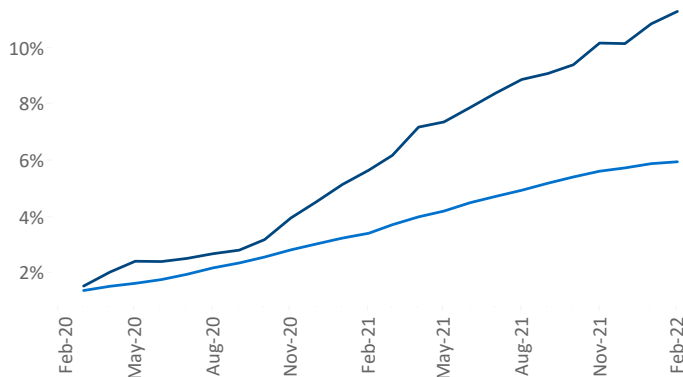
■ Phoenix

■ National

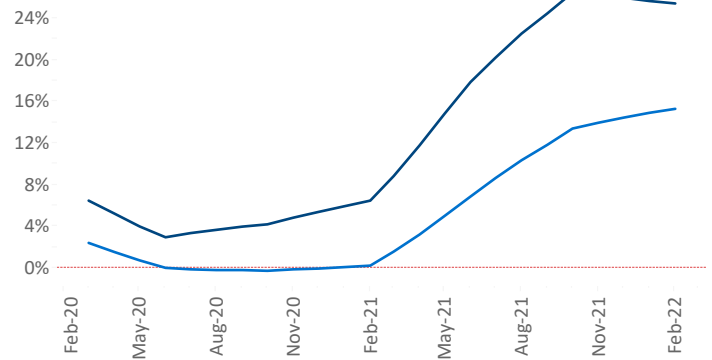
Occupancy



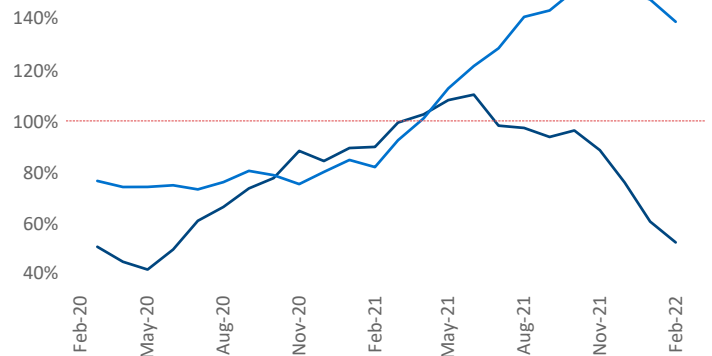
Units Under Construction as % of Stock



Rent Growth YoY



Absorbed Completions T12



## Contacts

### Phoenix

February 2022

Jeff Adler  
Vice President  
[Jeff.Adler@yardi.com](mailto:Jeff.Adler@yardi.com)

Liliana Malai  
Senior PPC Specialist  
[Liliana.Malai@yardi.com](mailto:Liliana.Malai@yardi.com)

**Phoenix** is the **8th** largest multifamily market with **331,471** completed units and **97,888** units in development, **37,489** of which have already broken ground.

New lease asking **rents** are at **\$1,652**, up **25.3%** ▲ from the previous year placing Phoenix at **5th** overall in year-over-year rent growth.

Multifamily housing **demand** has been rising with **7,937** ▲ net units absorbed over the past 12 months. This is down **-4,243** ▼ units from the previous year's gain of **12,180** ▲ absorbed units.

**Employment** in Phoenix has grown by **4.2%** ▲ over the past 12 months, while hourly wages have risen by **8.4%** ▲ YoY to **\$31.50** according to the *Bureau of Labor Statistics*.