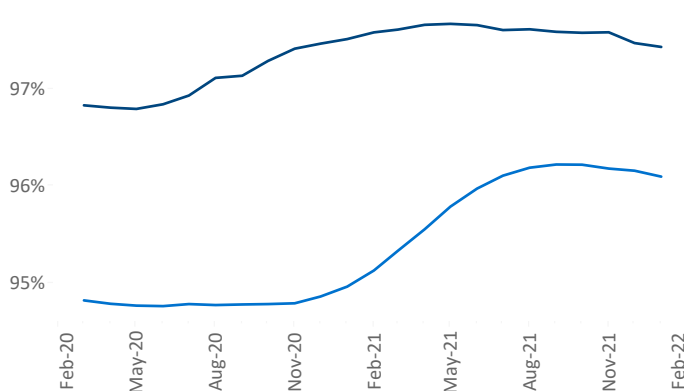


© 2022 Mapbox © OpenStreetMap

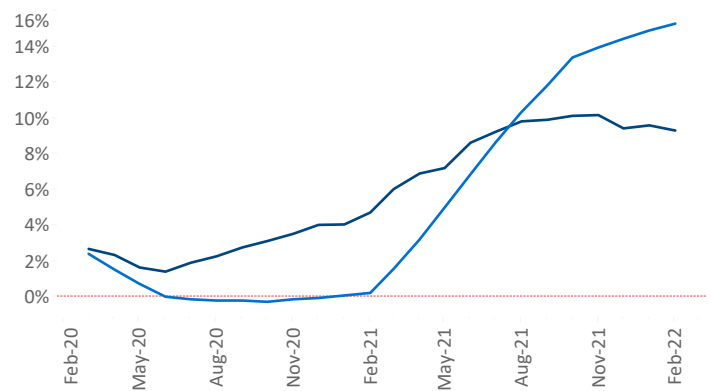
■ Long Island

■ National

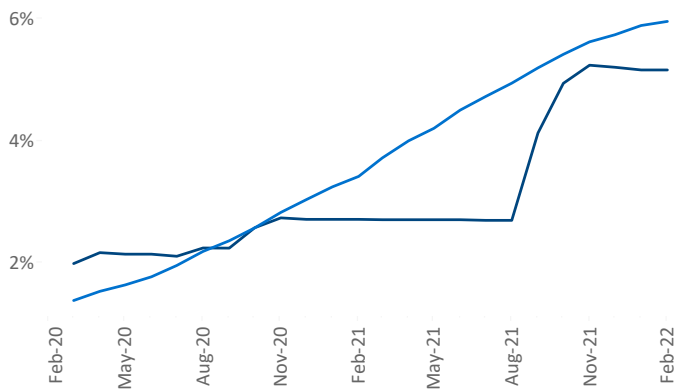
Occupancy



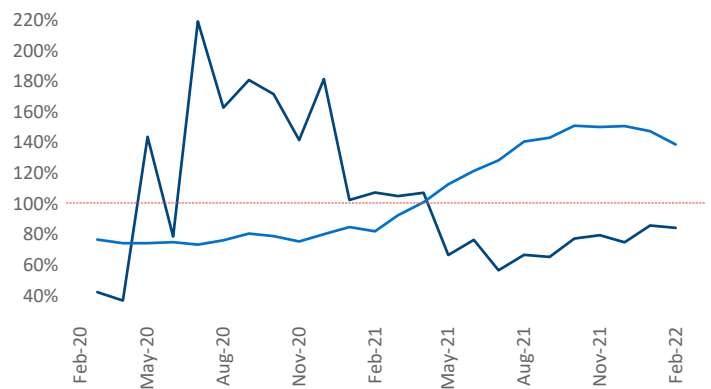
Rent Growth YoY



Units Under Construction as % of Stock



Absorbed Completions T12



Contacts

Long Island
February 2022

Jeff Adler
Vice President
Jeff.Adler@yardi.com

Liliana Malai
Senior PPC Specialist
Liliana.Malai@yardi.com

Long Island is the **69th** largest multifamily market with **54,264** completed units and **17,322** units in development, **2,801** of which have already broken ground.

New lease asking **rents** are at **\$2,548**, up **9.3% ▲** from the previous year placing Long Island at **96th** overall in year-over-year rent growth.

Multifamily housing **demand** has been rising with **2,208 ▲** net units absorbed over the past 12 months. This is up **149 ▲** units from the previous year's gain of **2,059 ▲** absorbed units.

Employment in Long Island has grown by **3.9% ▲** over the past 12 months, while hourly wages have risen by **1.5% ▲** YoY to **\$33.40** according to the *Bureau of Labor Statistics*.