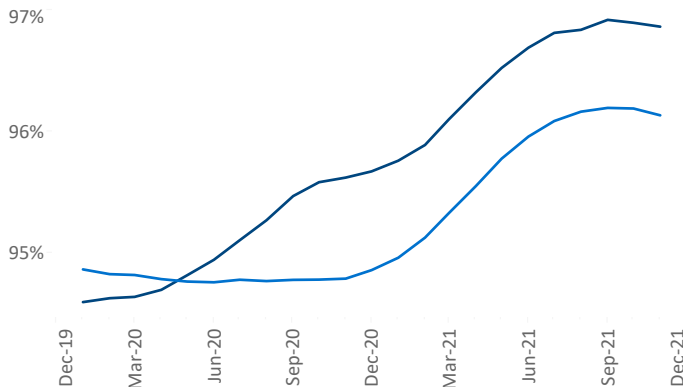


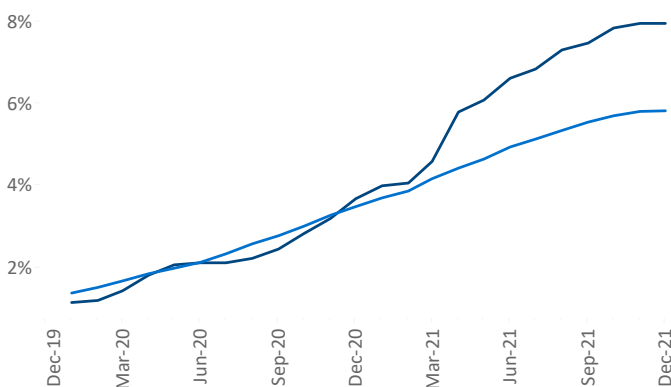
■ Tampa - St Petersburg

■ National

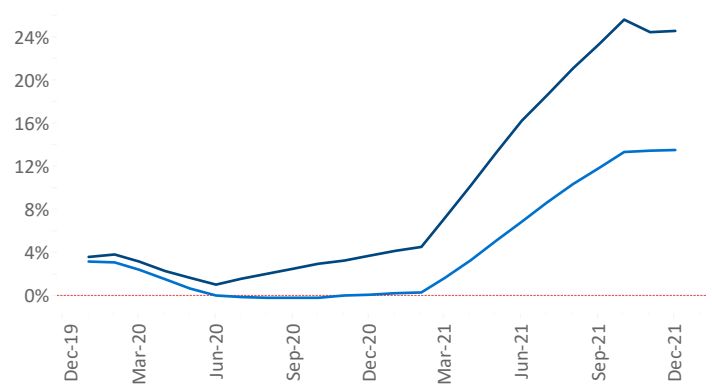
Occupancy



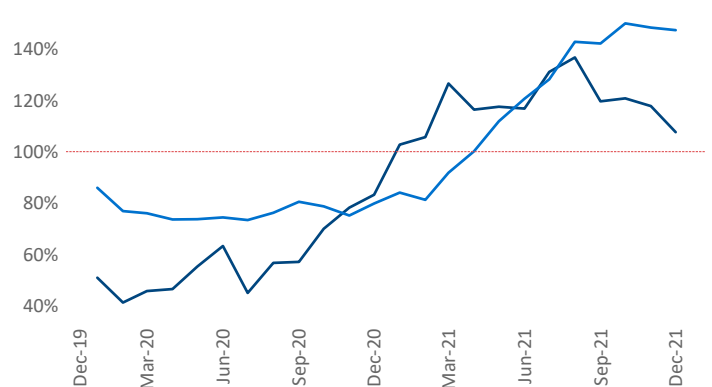
Units Under Construction as % of Stock



Rent Growth YoY



Absorbed Completions T12



## Tampa - St Petersburg December 2021

### Contact

Liliana Malai  
Senior PPC Specialist  
[Liliana.Malai@yardi.com](mailto:Liliana.Malai@yardi.com)

**Tampa - St Petersburg** is the **19th** largest multifamily market with **232,045** completed units and **74,390** units in development, **18,452** of which have already broken ground.

New lease asking **rents** are at **\$1,676**, up **24.6% ▲** from the previous year placing Tampa - St Petersburg at **3rd** overall in year-over-year rent growth.

Multifamily housing **demand** has been rising with **10,254 ▲** net units absorbed over the past 12 months. This is up **2,821 ▲** units from the previous year's gain of **7,433 ▲** absorbed units.

**Employment** in Tampa - St Petersburg has grown by **4.9% ▲** over the past 12 months, while hourly wages have risen by **7.3% ▲** YoY to **\$27.79** according to the *Bureau of Labor Statistics*.